



Tewksbury Piecemakers Newsletter

Meeting is November 13, 2018 at 7:00 PM at the Tewksbury Senior Center

IMPORTANT NOTICE: DOORS CANNOT OPEN BEFORE 6:30

FOOD PANTRY. The Food pantry was elated at the type and amount of snacks we donated. For November's meeting please bring condiments (mayonnaise, ketchup, mustard, etc), brown sugar, white sugar, flour and other baking needs. Snacks, juice drinks and cereal boxes for the children are always needed. Please bring to meeting room and place them on the table for all of us to see.

MISSING Have you seen our Piecemakers Quilt Rack. It should be in a black carrying bag with the guild name on it. Please let Pat Wolf know.

There is a lot of information throughout this issue. Please read it all.

<u>President</u> Pat Wolf pwolf@potpourrigrp.com 978-658-5024	<u>Vice President</u> Marlene Levesque mleveg@verizon.net 508-265-4256	<u>Secretary</u> Kathy Graham mimikathyg@gmail.com 978-851-8717	<u>Treasurer</u> Cam Michallyszyn camm917@gmail.com 978-256-1758
--	---	--	---

PRESIDENT'S LETTER

Greetings to all,

Fall is quickly turning into Winter- Bundle up. It's time to put some of that fabric into use. Throw on the crock pot and stitch, stitch, stitch!

I hope everyone enjoyed our October speaker Michelle Banton. It's always nice to learn about new tips and household tools that can be used for our craft. This month I am looking forward to Marlene Levesque's presentation "Never say Never" a quilting retrospective of her quilting through the years.

The Quilt show plans are shaping up and entry forms will be available in this newsletter as well as at our November meeting.

The Guild Raffle quilt is all pieced together. Thanks to everyone who sewed together the blocks. Terry Maimone did a great job of organizing the quilt squares and we were able to sew it together on Sunday, October 21st. Terry will be long arming the quilt in November, and hopefully we'll have an unveiling in December.

I can't say enough for the wonderful donations to the food pantry. They are very appreciative for all donations.

A little bird told me that the Tuesday Charity group has been working on Bibs and clothing protectors for our Christmas charity this year. There will be more patterns available at the next meeting. These are quick and easy. A nice way to get rid of scraps!

What a wonderful Show and tell we had last month! It's so great to see our new members getting involved and showing their work. It's always motivating for me. And note, it doesn't always have to be a quilt. Just saying...

So, in closing, I want to remind everyone "Many hands make light work". We have over 115 members. If everyone pitches in and signs up for one activity during the quilt show, it will indeed be light work! Let's make us proud to be a Tewksbury Piecemaker.

Next Board Meeting will be short at the Tuesday, November 20th. Senior Center, 6:30

REFRESHMENTS FOR NOVEMBER

Nancy Araway, Rosella Armin, Norma Biggins, Joan Blanchard, Rosemary Bray, Roberta Briscoe, Karen Broughton, Laurie Jean Brown, Ann Buskey, Sharon Carroll, Jocelyn Chase, Marion Clark and Lee Colbert. If you cannot bring a refreshment please contact Teresa Grignon @ 978-656-8323 or tfgnurse@gmail.com.

NOVEMBER SPEAKER

Our speaker for the November meeting will be one of our members, Marlene Levesque. Marlene will be sharing her journey from sewing nonbeliever to quilting overachiever in a program titled "Never say Never".

VENDOR

Sew-Together will be vending.

MINUTES from October 16, 2018 Board Meeting

Attendees (8): Kathy Graham, Sue Doherty, Pat Wolf, Marlene Levesque, Cheryle Laffey, Cam Michallyszyn, Sue Pederson, Karen Vines.

There were many raffle winners, but the big winner was Deborah Rauseo who went home with the Jonathan Wolf Foundation Quilt. Congratulations Deb!

The guild voted to donate \$1500 to the Lowell Quilt Museum.

The November 13th speaker will be Marlene Levesque. The topic will be "Never say never, always avoid always."

We are looking to book a Sunday in March for a day at the Lowell Quilt Museum.

Mr. Flanagan from the Tewksbury Food Pantry called to thank us for our donation. They are very appreciative of all the donations we have made especially the school snacks and cereals. They are in need of condiments (such as mayonnaise, ketchup, etc.) as well as flour, sugar and brown sugar for baking.

Please continue to make the bright yellow, blue and green squares for Sue Pederson. The more squares made, the merrier!

Don't forget your "Show and Tell" as it has been great and enjoyable seeing everyone's project.

We hope everyone is getting ideas for their baskets for our quilt show.

Respectfully,

Kathy Graham

NOVEMBER BIRTHDAYS Roberta Briscoe, Debbie Casey, Joyce Lloyd, Robin Murch, Claudia Russo, Anita Sartori, Donna Singleton, Karen Vines and Pat Wolf. A very Happy Birthday to all of you.

MONTHLY FAT QUARTER Fiesta Fabrics for November please.

OCTOBER RAFFLE WINNERS

Denise Miano won the Tucker Trimmer and an Olfa Rotary Cutter. Karen Vines won the Wrap and Basting Spray. Deb Alessandro won the Fabric and Patterns. Deb was a guest at that meeting but was so excited about everything that she became a member! Krista Rose won the name tag drawing.

SPECIAL SHOUTOUT

A special thank you for all the books and patterns that were donated to the Tewksbury Piecemakers by Chris Doherty from Chester, NH. They traveled via a “friend of a friend of a friend” and were delivered to our September meeting by Piecemaker member Janet Giunta. Thanks for schlepping, Janet! At the end of the meeting all the remaining books and patterns were donated to the NE Quilt Museum.

Anyone who has fabric, books, patterns or magazines that they want to “pay forward”, can donate them to the NE Quilt Museum. Books are either kept as a library reference copy, go into the museum’s circulating library go into the yard sale or get donated to local libraries.

DECEMBER HEADS UP

Gingerbread sampler is back by popular demand. For all those new to the guild The Gingerbread Sampler is a night where the membership is broken into 6 groups. There are six stations set up throughout the Senior center. At five stations a demo will occur and at station 6 will be special treats. Your group will move through each station learning something new. The charity associated with this night will be hand made baby bibs or adult clothing protectors. Patterns will be available in September or use your own, these will be donated to the food pantry for distribution. Come join us for a fun merry night celebrating the season. Susan

BOYSCUB CHARITY BLOCKS

At the October meeting we collected 114 boys club charity blocks. Whoo-hoo! We will be collecting these blocks through January. We will work in teams to make quilt tops. 30 blocks equal 1 top. How many blocks can we collect? If you need the pattern, contact me at smp44@comcast.net and I can send it via email.

CHARITY GROUPS

Lynda Harrington – Quilts for Kids Ongoing project that can always use a helping hand. Contact Lynda Harrington, Chapter Director at 978-455-6193 or harry241@verizon.net. Also Lynda wants to thank everyone for the generosity of all the quilts and blankets that were donated to the Lazarus house for the gas disaster people. I believe Lynda told me over 80 quilts & blankets were collected just from all of you. Lazarus house is no longer collecting but that doesn’t mean another group isn’t in need. No donation will be turned down. Awesome job Lynda.

Pat Wolf - Heart Pillows

Stuffing heart pillows to donate to MGH ICU (Critical Care Unit). An ongoing project. Hundreds of these are done every year. If you would like to assist, see Pat Wolf. Stuffing for these pillows is always welcome

Joyce Lloyd - Ryan's case for smiles.

Another worthy project and one that Joyce works on all year.

Pillow cases are done for kids in any kind of stress all over the world. Want to help? See Joyce Lloyd at a meeting.



Piecemakers Tuesday Charity Group

3 of our lovely ladies (Bev Collins, Kay Donahue and Marguerette Trull, in case you didn't recognize them) of the Tuesday Charity group making Bibs for nursing homes. So far 40 have been made. We meet on Tuesdays at Sr Center 11:30 AM. Next date - November 16th. You are welcome to join us.

SUNSHINE

When we are hurting, either from an illness, the stress of caring for or the loss of a loved one, it is nice to get a card to know we are not alone. That we, as a group, care. Unfortunately, very few of you let me know who could use a hug. I know a card is not a physical hug, but it is a hug of sorts from all of us in the guild. It makes us feel good inside and maybe, for a moment, to smile. Please send me an email, text or call me. Cheryle meanswell@comcast.net 978-604-4434

UPCOMING EVENTS

Hello,

I am the program director for the Chelmsford Quilters' Guild. We are holding a workshop on Sunday, November 18th and have some extra space available. The details and the workshop description is below. Please share this with your guild and have them contact me directly if they would like to attend this workshop.

Thanks, Maryann Geiser

Program Director, Chelmsford Quilters' Guild, Inc.

978-851-2710

maryanngeiser@gmail.com

Quilting as a Design Element By Allison Wilbur

Sunday, November 18th, 2018 10Am – 1PM New England Quilt Museum \$25.00



“Quilting as a Design Element”

How do you choose quilting designs? With the explosion of machine quilting, new design ideas are

everywhere. Whether you are hand or machine quilting, Allison helps you explore ideas on how to find quilting designs that complement, not cover, your piecing. As an award-winning long arm quilter and a teacher of machine quilting on a domestic machine, Allison shares a wealth of ideas on building a design library and talks about how to apply these ideas to make your own quilts sing. This workshop complements the “Quilting as a Design Element” lecture and helps students find a wide range of options for all levels and styles of quilting. Students bring quilt tops and we discuss design options to suit the use, style, and design of the quilt. This is a great guild activity and will help all levels of quilters including domestic machine quilters, hand quilters and longarmers. This is a design class and no sewing machines are required. The more quilts students bring in, the more samples we will have to talk about quilting!

CLOSING

Dianne Judd of The Quilted Shamrock has decided to close her doors. Right now she has a great sale going on. Stop in and wish her a happy retirement. Good Luck with whatever your next endeavor is.

Things to remember for the meeting:

Name tags

fat quarters –

Check book or lots of cash

Items for the food pantry – Remember to bring them in the meeting room and place on the table

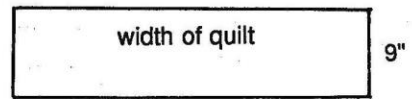
Enthusiasm and an open mind

Fun Facts!

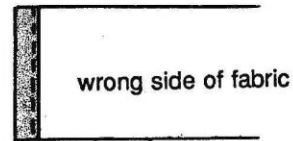
We have finger tips but not toe tips - yet we can tiptoe but not tipfinger.

MAKING A SLEEVE

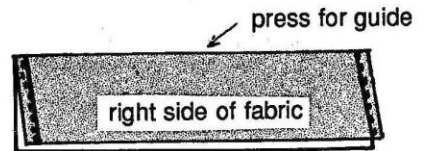
Cut fabric for sleeve 9" x the width of your quilt.



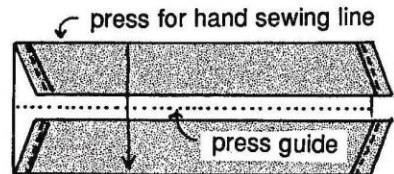
Fold the 9" ends under twice and sew close to the folded edge.



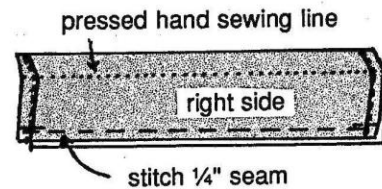
Fold sleeve in half lengthwise, wrong sides together, and press. This press line will be a guide only.



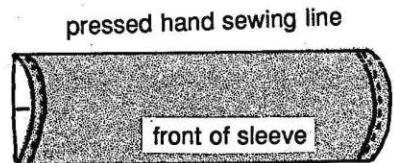
Open sleeve and fold the edges to the middle press line, wrong sides together. Press these new lines in firmly. They will be your hand sewing lines.



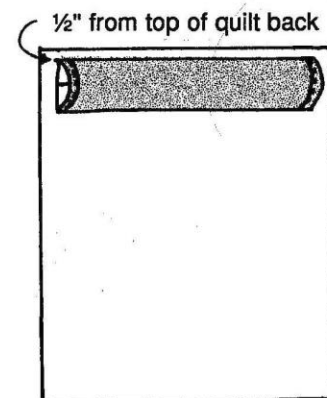
With wrong sides together, sew a 1/4" seam the length of the sleeve. Begin the seam about 1/2" from the end, backstitch, continue seam to the end, then backstitch. This prevents the tails of thread from hanging out the ends of the sleeve.



Press the seam to one side, taking care not to press over the previous pressed edges. The sleeve will be convex on the side without the seam.



Pin sleeve along pressed edges to the quilt back. The top of the sleeve should be about 1/2" from the top of the quilt. Hand sew, being careful not to stitch through to the quilt front.



QUILT SHOW ENTRY FORM

Tewksbury Piecemakers Guild

A QUILTING JOURNEY

June 1 & 2, 2019

Please make 2 copies of this form and give to show chairperson:

Karen Vines, 16 Briarwood Rd, Tewksbury, MA 01876

Or email to karen.c.vines@gmail.com

Include a photo of your quilt!

FORMS MUST BE RECEIVED BY 3/31/19

Submitter's Name _____ Phone _____

Address _____

Email _____

Quilt Maker's Name _____

Title of Work _____

Is the Quilt for Sale? _____ Price to be Marked _____

ACTUAL SIZE (in inches) Across the Top _____ Down the Side _____

Hand Pieced Machine Pieced Machine Embroidered Hand Appliqued

Machine Appliqued Hand Embroidered Hand Quilted

Machine Quilted by _____

CHECK IF: Challenge Quilt First Quilt Ever Junior Member's Quilt

Please describe front color category Summer Fall Winter Spring

Please list main colors of quilt _____

Please describe backing (color, solid, print, etc.) _____

QUILTER'S STATEMENT:

2019 QUILT SHOW ENTRY RECEIPT 2019 QUILT SHOW ENTRY RECEIPT

Name _____ Name _____

Phone _____ Phone _____

Title of Work _____ Title of Work _____

Entry # _____ Entry # _____